

Supertweeter for outstanding detail and clarity in high-frequencies without harshness. The ST324 is best suited for individual use in wide dispersion enclosures.

The slot-shape horn design offers a wider throw 120° x 40° dispersion.

The plastic injected housing is stable and durable.

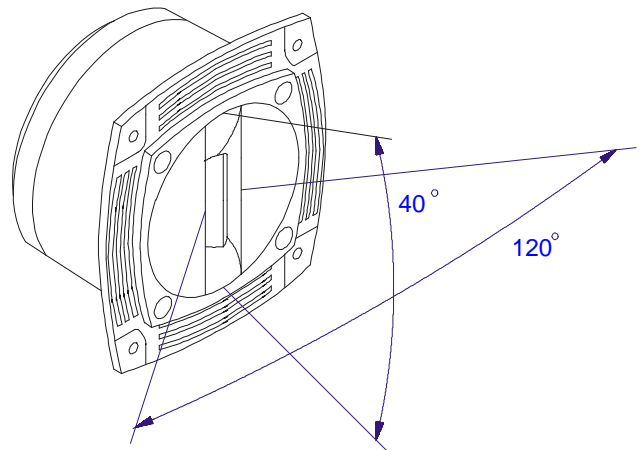
The phenolic annular diaphragm is long-lasting, cost-effective and more natural-sounding than metallic diaphragms.

The use of high-temperature materials and adhesives improves power handling and produces exceptionally high acoustic output.

A precisely engineered diaphragm structure and alignment mechanism for easy, reliable, cost effective repair in case of diaphragm failure.



**SOUND DISPERSION PATTERN**



**SPECIFICATIONS**

Nominal impedance.....	8	Ω
Minimum impedance @ 6,700 Hz.....	6.6	Ω
Power handling		
Musical Program (w/ xover 5,000 Hz 12 dB/oct) <sup>1</sup> .....	40	W
Musical Program (w/ xover 8,000 Hz 12 dB/oct) <sup>1</sup> .....	80	W
Sensitivity (1W/1m) averaged from 3 to 10 kHz.....	103	dB SPL
Frequency response @ -10 dB.....	3,500 to 18,000	Hz
Sound dispersion (H x V).....	120 x 40	degrees
Diaphragm material.....	Phenolic	
Voice coil diameter.....	46 (1.8)	mm (in)
Re.....	6.0	Ω
Flux density.....	1.38	T

<sup>1</sup> Specifications to handle normal speech and music program material with 5% maximum acceptable distortion on amplifier, with the recommended passive crossover connected. Power is calculated taking into account the true RMS voltage at amplifier output along with transducer nominal impedance.  
Musical Program= 2 x W RMS

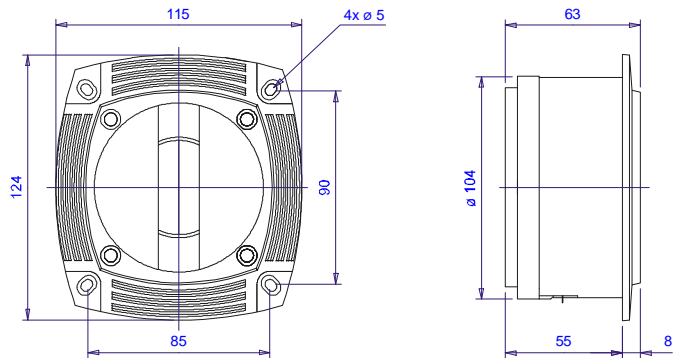
WARNING: Must be connected with an appropriate crossover.

**ADDITIONAL INFORMATION**

Magnet material.....	Barium ferrite
Magnet weight.....	320 (11) g (oz)
Magnet diameter x depth.....	102 x 10 (4.02 x 0.39) mm (in)
Magnetic assembly weight.....	1,000 (2.21) g (lb)
Housing material.....	ABS X17 plastic
Housing finish.....	Black
Magnetic assembly steel finish.....	Zinc-plated
Voice coil material.....	Copper
Voice coil former material.....	Polyimide (Kapton®)
Voice coil winding length.....	2.9 (9.5) m (ft)
Voice coil winding depth.....	2.2 (0.09) mm (in)
Wire temperature coefficient of resistance (α25).....	0.00356 1/°C
Volume displaced by tweeter.....	0.5 (0.018) l (ft <sup>3</sup> )
Net weight.....	1,100 (2.43) g (lb)
Gross weight.....	1,200 (2.65) g (lb)
Carton dimensions (W x D x H).....	12 x 12.6 x 10 (4.7 x 5 x 4) cm (in)

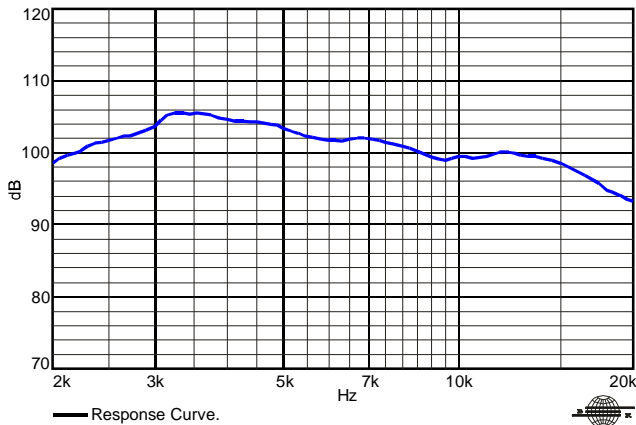
**MOUNTING INFORMATION**

Number of bolt-holes.....	4
Bolt-hole diameter.....	5.0 (0.20) mm (in)
Distance between bolt-holes (H x V).....	85 x 90 (3.35 x 3.54) mm (in)
Baffle cutout diameter (front mount).....	109 (4.30) mm (in)
Connectors.....	Push on terminals
Polarity.....	Positive voltage applied to the positive (+) terminal gives diaphragm motion toward the horn throat

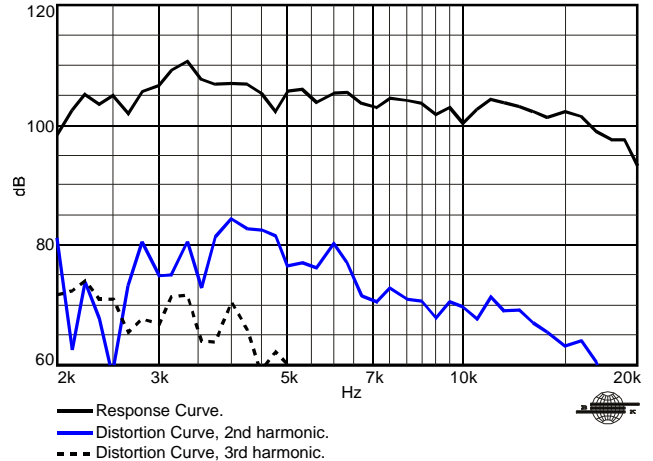


Dimensions in mm.

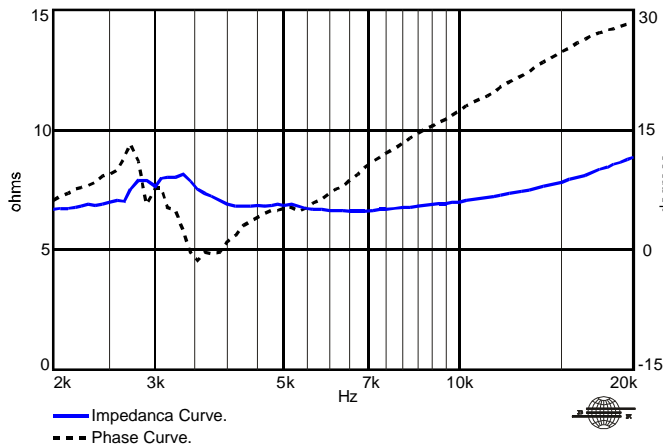
RESPONSE CURVE MEASURED IN ANECHOIC CHAMBER, 1 W / 1 m



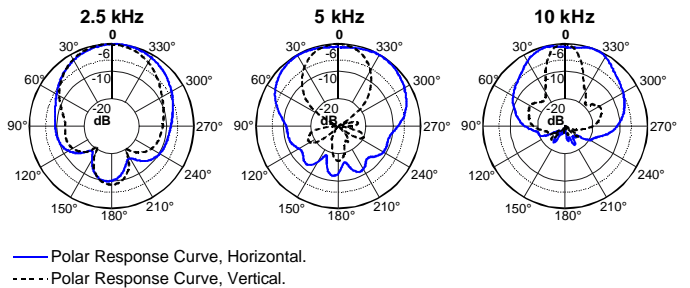
HARMONIC DISTORTION CURVES, 2 W / 1 m.



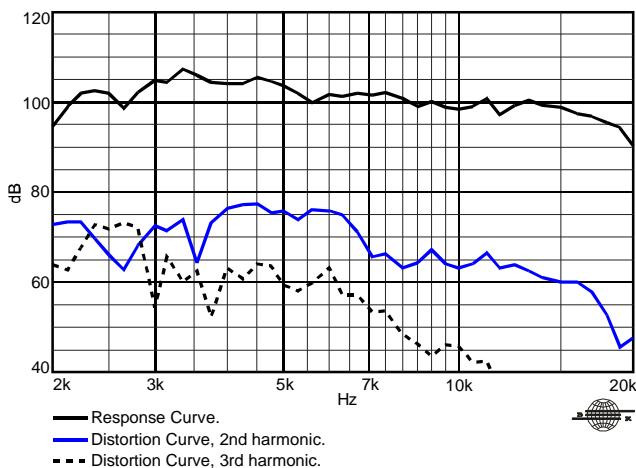
IMPEDANCE AND PHASE CURVES MEASURED IN FREE-AIR.



POLAR RESPONSE CURVES



HARMONIC DISTORTION CURVES, 1 W / 1 m.



### HOW TO CHOOSE THE RIGHT AMPLIFIER

The power amplifier must be able to supply twice the RMS driver power. This 3 dB headroom is necessary to handle the peaks that are common to musical programs. When the amplifier clips those peaks, high distortion arises and this may damage the transducer due to excessive heat. The use of compressors is a good practice to reduce music dynamics to safe levels.

### FINDING VOICE COIL TEMPERATURE

It is very important to avoid maximum voice coil temperature. Since moving coil resistance ( $R_e$ ) varies with temperature according to a well known law, we can calculate the temperature inside the voice coil by measuring the voice coil DC resistance:

$$T_b = T_a + \left( \frac{R_b}{R_a} - 1 \right) \left( T_a - 25 + \frac{1}{\alpha_{25}} \right)$$

$T_a$ ,  $T_b$  = voice coil temperatures in °C.

$R_a$ ,  $R_b$  = voice coil resistances at temperatures  $T_a$  and  $T_b$ , respectively.

$\alpha_{25}$  = voice coil wire temperature coefficient at 25 °C.